



SH-G9805S



Easy and Engaging Experience

Equipped with an interactive display, video guidance, and dynamic feedback, it helps users get started easily, improve movement quality, and enjoy a better training experience.

Versatile Training Modes

Built-in resistance modes and professional training programs support multiple goals, including lower-body strength development, muscle building, shaping, and advanced performance training.

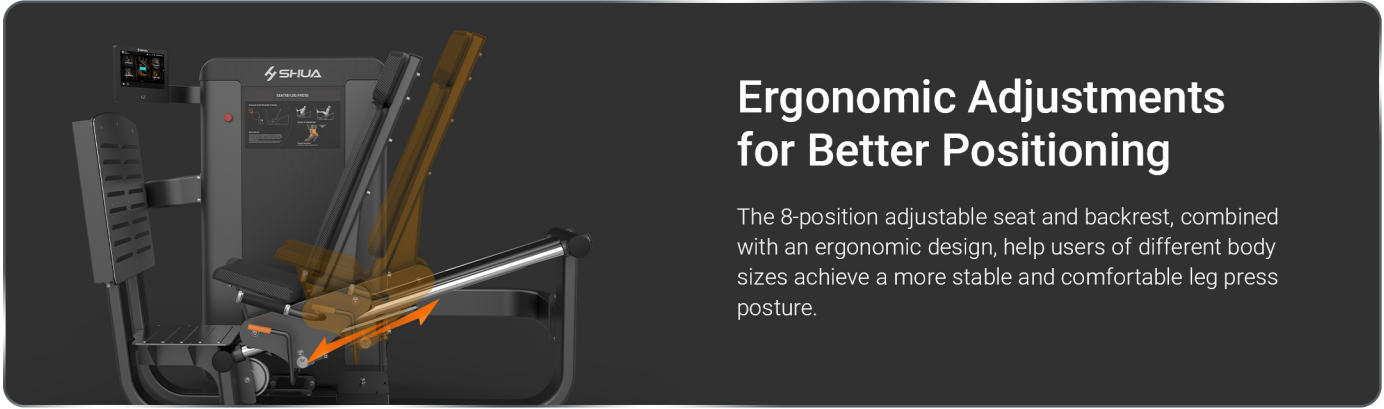
Muscle Strength

Group 1 kg	15	Group 2 kg	15	Group 3 kg	15
---------------	----	---------------	----	---------------	----

- Pyramid Increment**
Resistance increases progressively to reach set to enhance strength and muscle size.
- Strength Peaks**
Resistance varies with each movement to provide peak intensity and endurance.
- High-Intensity Training**
Increases recovery intensity with short recovery periods to enhance muscle quality.

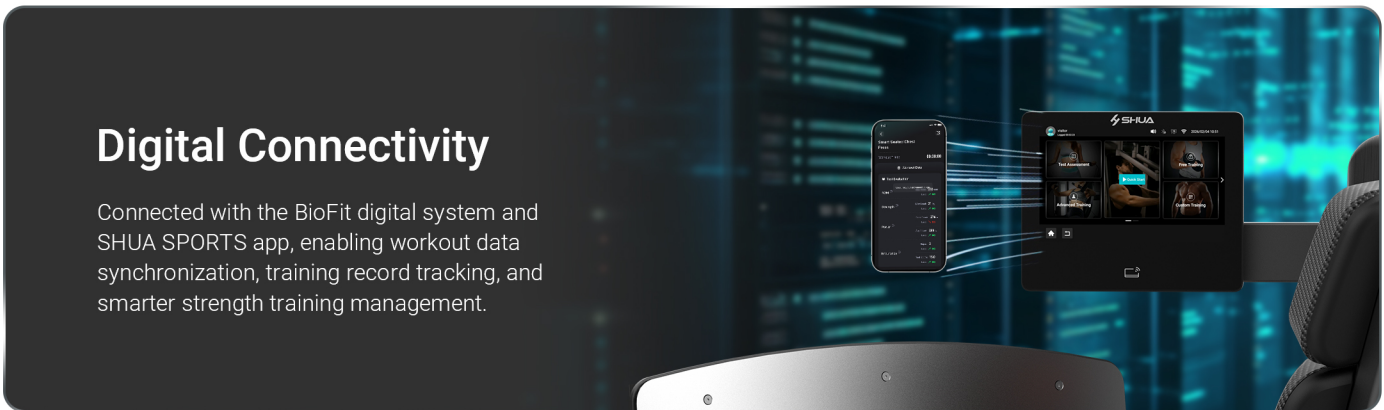
Number of Reps: 00:02 / 0 / 8

Buttons: Pause, Start



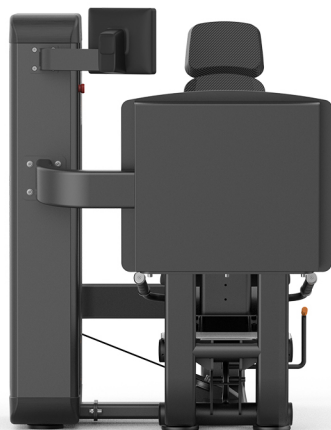
Ergonomic Adjustments for Better Positioning

The 8-position adjustable seat and backrest, combined with an ergonomic design, help users of different body sizes achieve a more stable and comfortable leg press posture.



Digital Connectivity

Connected with the BioFit digital system and SHUA SPORTS app, enabling workout data synchronization, training record tracking, and smarter strength training management.



1040 mm

1370 mm



1755 mm

PRODUCT SPECIFICATIONS

Dimension	1755 × 1040 × 1370 mm / 69 × 41 × 54 in
Max User Weight	150 kg / 331 lbs
Max Training Weight	120 kg / 265 lbs
Muscles	Quadriceps, Gluteus, Hamstrings, Soleus
N.W.	300 kg / 661 lbs
G.W.	398 kg / 877 lbs
Loading Capacity:	20GP: 12 units / 40HQ: 25 units